

Antimicrobial Wireless Keyboard & Mouse Combo



Quick Installation Guide

Model: MK-618C



R3C453
RoHS

SGS

C E

FC



Disclaimer

- The specifications and information contained in this manual are for reference only, and the content and information are subject to change without prior notice.
- If other product or company names appear in the content of the manual, they are only used to describe the product description, and there is no intention of infringement.
- Nugens reserves the right to update this disclaimer at any time and shall not be liable for any damage or compensation caused by issues beyond our control or improper use.

According to the "Technical Specifications for Low-Power Radio Frequency Equipment" formulated by the National Communications Commission

"Low-power radio frequency equipment that has obtained inspection certification must not be modified without approval by companies, businesses, or users, such as changing frequency, increasing power, or altering the original design characteristics and functions. The use of low-power radio frequency equipment must not affect flight safety or interfere with legal communications. If interference is discovered, it should be immediately stopped and improved until there is no interference before continuing to use it. Legal communications refer to wireless communications operated according to the regulations of the Telecommunications Management Act. Low-power radio frequency equipment must withstand interference from legal communications, or the radiation of electromagnetic equipment used for industry, science, and medical purposes."

Warnings and Precautions

- To reduce the impact of electromagnetic waves, please use them appropriately.
- The installation and use of this product must strictly abide by the electrical safety regulations of the country and the region of use.
- This product contains small parts. Please do not place it in areas where children can easily access it.

Instructions

- After taking out the product, install it according to the installation manual.
- Please keep it away from heat sources and humid environments.
- Product performance may vary in different environments.

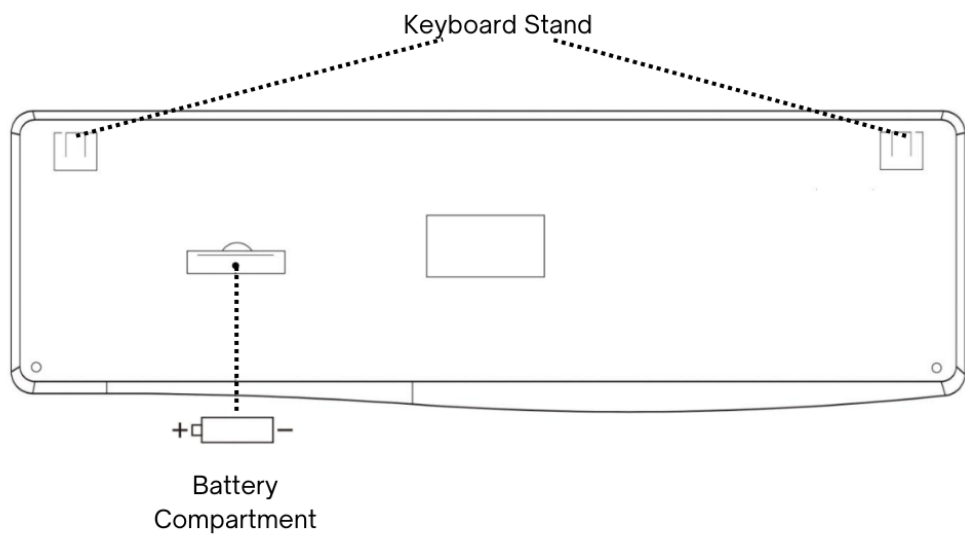
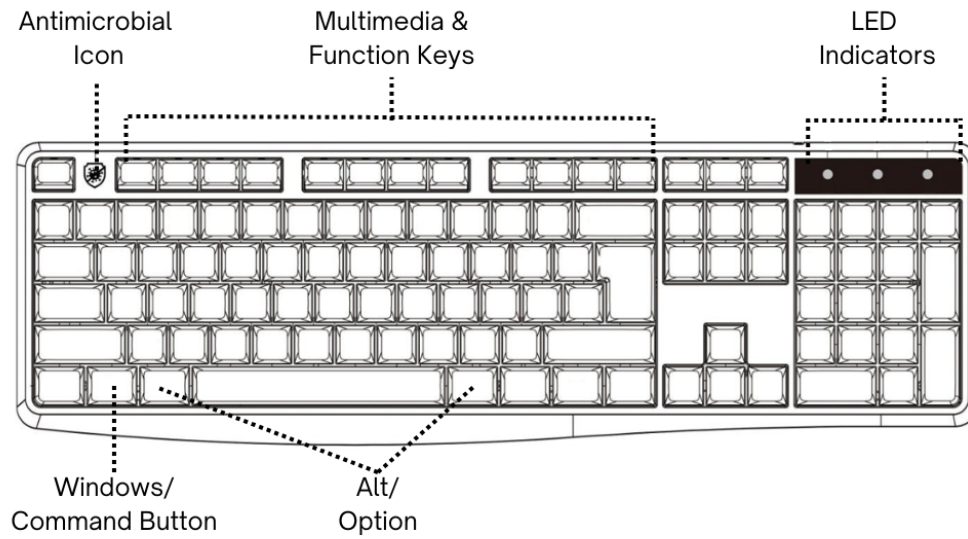
Safety Instructions

Before using this product, please read and follow the instructions below to ensure safe operation.

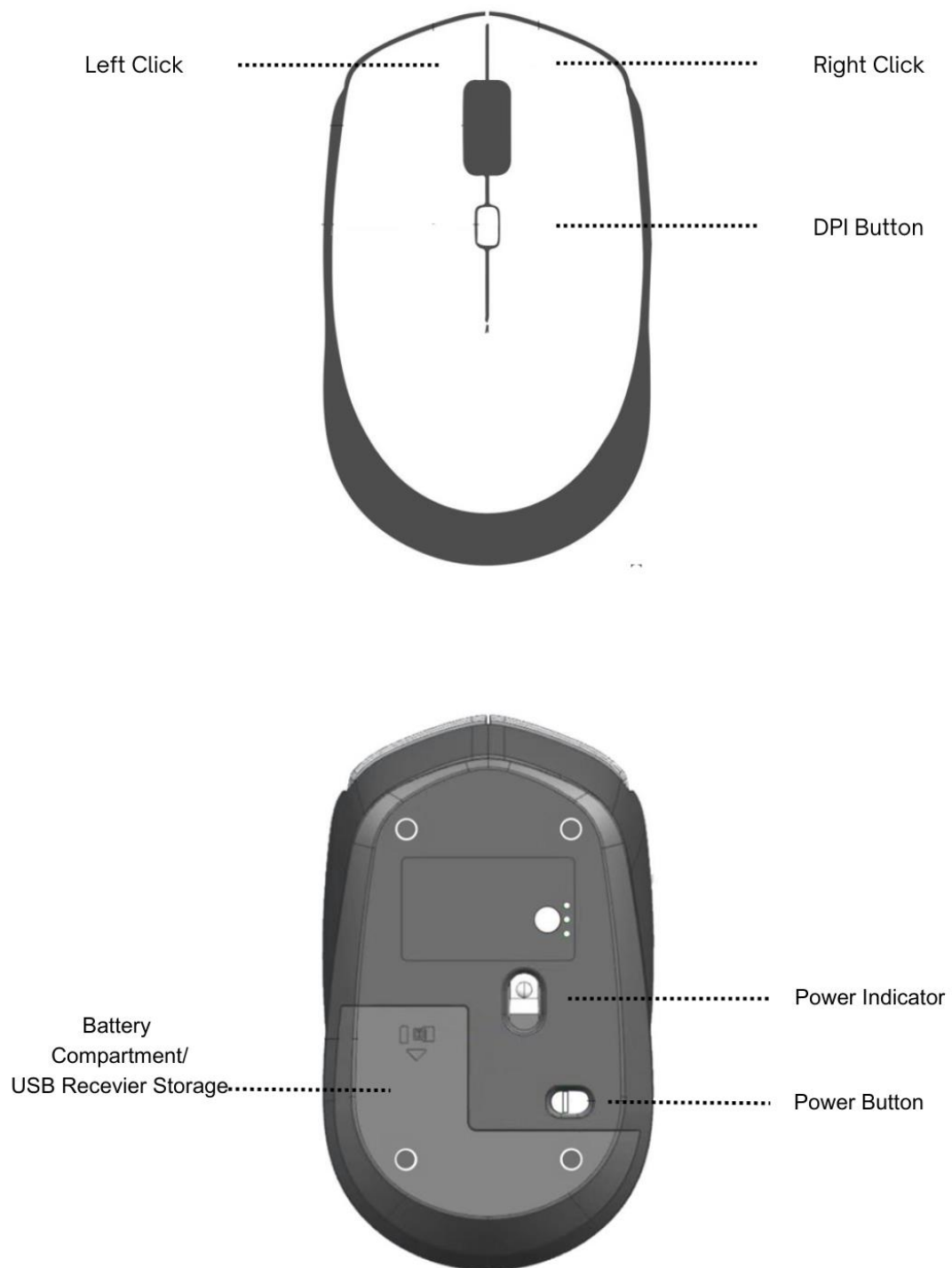
- Please use batteries that meet the specifications to avoid product damage.
- Do not attempt to repair or dismantle any components of this product yourself, as it may result in product damage or personal injury and may void the product warranty.
- Before cleaning the keyboard or mouse, please remove the batteries and prevent water from entering the interior of the device.
- Please place the keyboard and mouse on a flat and stable surface and avoid excessive impact or dropping.
- If not used for a long time, please remove the batteries. If you notice overheating, deformation, or electrolyte leakage from the battery, please immediately disconnect and remove the battery.

Overview

Wireless Keyboard



Wireless Mouse



Specifications

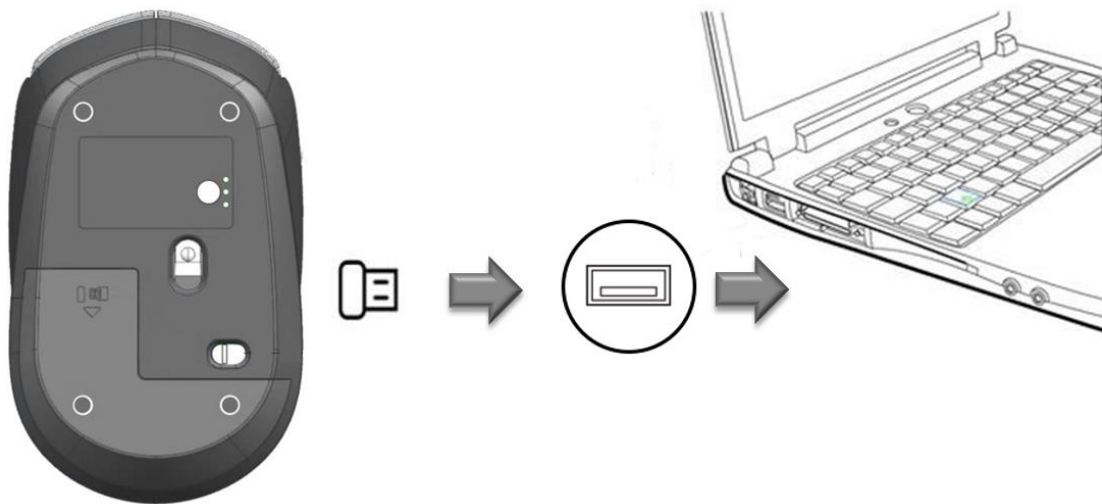
Keyboard	Connection	2.4GHz Wireless
	Range	10m
	Size	440 x 139 x 27mm
	Weight	395g
	Materials	ABS + Antibacterial
	Rated Voltage Current	DC 3V/2mA
	Battery	1.5V AAA x 1
	Operating System	Windows/MacOS
	Number of Keys	104 keys
	Indicator	YES
	Polling Rate	1000Hz
Mouse	Connection	2.4GHz Wireless
	Range	10m
	Size	102 x 63 x 35mm
	Weight	60g
	Materials	ABS + Antibacterial
	Rated Voltage Current	DC 2.7V/10mA
	Battery	1.5V AA x 1
	Operating System	Windows/MacOS
	Buttons	4 (left click, right click, scroll wheel, DPI button)
	Key Life	5 million times
	Standby	After 10 mins
	Polling Rate	125Hz
	DPI	800/1200/1600
Receiver	USB Dongle	USB-A
Package Contents		Antibacterial Keyboard x 1 Antibacterial Mouse x 1 USB Receiver x 1 User Manual x 1

Instructions

Thank you for purchasing the MK-618C Antimicrobial Wireless Keyboard & Mouse Combo. Please confirm the battery specifications and install them correctly into the battery compartment before use.

- The keyboard and mouse combo set **does not** require pairing and can be used as soon as it is plugged in.
- This product set **does not** come with batteries and needs to be purchased separately.

Connection



- Open the battery cover of the keyboard and insert 1 AAA battery. The indicator light will turn on once it's inserted correctly.
- Open the battery cover of the mouse and insert 1 AA battery. After taking out the USB receiver, turn on the power.
 - ⚠ Make sure to insert the battery in the correct orientation.
- Install the USB receiver into the device you want to connect to. The connection is successful if it can be used normally.
 - ⚠ The keyboard and mouse set should be within 10 meters of the connected device.

Frequently Asked Questions



If the keyboard/mouse is not functioning and cannot be used properly, you can follow these steps to troubleshoot:

1. Check if the battery is correctly installed in the battery compartment according to the positive and negative directions.
2. Check the battery level and replace the battery if necessary.
3. Make sure the USB port on the device is working properly.

限用物質含有情況標示聲明書

Declaration of the Presence Condition of the Restricted Substances Marking

設備名稱 Equipment name : Nugens 抗菌無線鍵鼠組 型號 (型式) Type designation (Type) : MK-618C						
單元 Unit	限用物質及其化學符號 Restricted substances and its chemical symbols					
	鉛Lead (Pb)	汞Mercury (Hg)	鎘Cadmium (Cd)	六價鉻 Hexavalent chromium (Cr ⁺⁶)	多溴聯苯 Polybrominated biphenyls (PBB)	多溴二苯醚 Polybrominated diphenyl ethers (PBDE)
上蓋	○	○	○	○	○	○
下蓋(含電池蓋)	○	○	○	○	○	○
鍵帽	○	○	○	○	○	○
滾輪	○	○	○	○	○	○
其他固定組件(腳架)	○	○	○	○	○	○
備考1. “超出 0.1 wt %”及“超出 0.01 wt %”係指限用物質之百分比含量超出百分比含量基準值。 Note 1: “Exceeding 0.1 wt %” and “exceeding 0.01 wt %” indicate that the percentage content of the restricted substance exceeds the reference percentage value of presence condition.						
備考2. “○”係指該項限用物質之百分比含量未超出百分比含量基準值。 Note 2: “○” indicates that the percentage content of the restricted substance does not exceed the percentage of reference value of presence.						
備考3. “—”係指該項限用物質為排除項目。 Note 3: The “—” indicates that the restricted substance corresponds to the exemption.						

茲切結保證所提供之商品限用物質含有情況標示內容係經執行測試作業或採適當之品質管理措施，並備置前述相關文件，確認正確無誤後提供貴局。並同意配合貴局執行後市場管理作業所需，依商品檢驗法第49條之規定，於限期28個工作天內提供相關證明文件以供審查。

I hereby ensure that “the presence conditions of the restricted substance” provided above have been proved by testing or appropriate quality control measures, and make sure the relevant documents provided are correct and ready. Also, I agree to cooperate with BSMI, as the Article 49 of the Commodity Inspection Act stipulates, to provide the relevant documents, if needed, for verification within 28 working days when BSMI carries out the market surveillance activities.



保固卡 Warranty Card

詳細保固條款請參閱官網，本公司保有調整之權利。

详细保固条款请参阅官网，本公司保有调整之权利。

Nugens reserves the right to change or to add at any time the warranty options available to you, please refer to Nugens official website.

詳しい保証項目は公式サイトをご覧ください。当社は項目を調整する権利を持っています。

www.nugenstech.com



感謝您購買NUGENS產品，請立即註冊始享有完整保固服務。

保固註冊序號如下或於機身SN(部分產品貼於外包裝)

Thank you for purchasing NUGENS products, please register now to enjoy full warranty service.

The warranty registration serial number is as follows or located on the device's S/N label. (Some S/N are attached to the outer packaging)

NUGENS 製品をお買い上げいただきありがとうございます。

完全な保証サービスを受けるには、今すぐ登録してください。

保証登録シリアルナンバーは下記または本体シリアルナンバーラベル
(一部商品は外装に貼付)



Official website: <https://www.nugenstech.com>

Email: sales@nugenstech.com